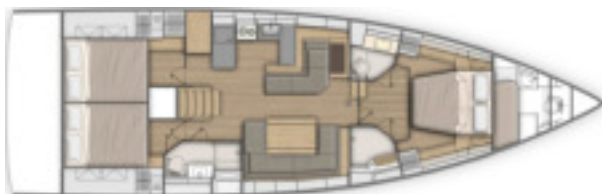




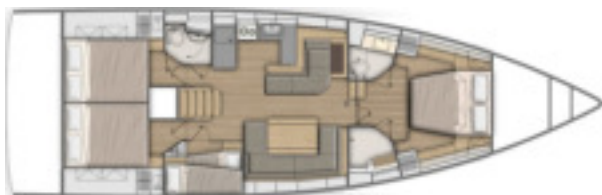
3 cabins 2 heads version:



3 cabins 3 heads version:



4 cabins 2 heads version:



4 cabins 4 heads version:



5 cabins 3 heads version:



## GENERAL SPECIFICATIONS

• L.O.A (with bowsprit)	15,94m	52'4"
• L.O.A (standard)	15,43m	50'7"
• Hull length	14,98m	49'2"
• L.W.L.	14,52m	47'8"
• Beam	4,80m	15'9"
• Deep draft (Cast iron)	2,36m	7'9"
• Deep ballast weight	3 396kg	7,485 lbs
• Shallow draft (Cast iron)	1,92m	6'4"
• Shallow ballast weight	3 604kg	7,943 lbs
• Performance draft (Cast iron/Lead)	2,88m	9'5"
• Ballast weight performance	3 198kg	7,048lbs
• Air draft:		
• Mast 2 spreaders	21,40m	70'3"
• Mast Performance	22,91m	75'2"
• Light displacement	13 930kg	30,702 lbs
• Fuel capacity (standard)	200L	53 US Gal
• Fuel capacity (Option)	200L	53 US Gal
• Fresh water capacity (standard)	440L	116 US Gal
• Fresh water capacity (Option)	330L	87 US Gal
• Engine power (standard)	80 HP	80 HP
• Engine power (Option)	110 HP	110 HP

## ARCHITECTS / DESIGNERS

- Naval Architect: Berret Racoupeau Yacht Design
- Outside & interior design: Nauta Design

## EC CERTIFICATION

- Category A - 13 people
- Category B - 14 people
- Category C - 16 people

## STANDARD SAILS DIMENSIONS

• Furling mainsail (standard)	45m <sup>2</sup>	484 sq/ft
• Self-tacking jib (standard)	46,1m <sup>2</sup>	496 sq/ft
• Classic mainsail	57m <sup>2</sup>	613 sq/ft
• Genoa - 105 %	65m <sup>2</sup>	700 sq/ft
• Code 0	138m <sup>2</sup>	1,485 sq/ft
• Asymmetric spinnaker	180m <sup>2</sup>	1,937 sq/ft
• I	18,32m	60'1"
• J	6,3m	20'8"
• P - Roller furling mast	17,47m	57'4"
• P - Mast 2 spreaders	17,58m	57'8"
• E	5,50m	18'1"

## PERFORMANCE (3 spreaders mast)

• Classic mainsail	63,5m <sup>2</sup>	683 sq/ft
• Genoa	72m <sup>2</sup>	775 sq/ft
• I	19,82m	65'
• J	6,3m	20'8"
• P	19,20m	63'
• E	5,50m	18'1"

## STANDARD EQUIPMENT

### CONSTRUCTION

- Design in accordance with European Directive requirements and according to CE certification
- Vacuum infused hull (GRP / Sandwich balsa wood)
- Vacuum infused structural inner liner (Fabrics - resin) bonded to the hull
- Injected deck construction in glass fiber and Saerform foam sandwich, covered with non-slip diamond pattern
- Cast iron keel fixed with bolts and stainless steel backing plates
- Twin rudders hung with stainless steel stock
- White coloured hull - Grey metal hull graphics
- 8 Hull portholes

### DECK EQUIPMENT

#### RIGGING

- Anodised aluminium mast, deck stepped with in-mast furling system, 2 Aft swept spreaders
- Anodised aluminium boom
- Discontinuous stainless steel standing rigging
- Split backstay
- Rigid boom vang with tackle
- Self-tacking jib with on-deck furler
- 2 Stand Up mainsheet blocks on the coachroof
- 1 Self-tacking jib track with traveller
- All lines brought back to the helm stations (except boom topping lift and genoa halyard)
- Complete running rigging: Main halyard, Genoa halyard with on-mast tensioner, Boom topping lift with cleat on mast, Mainsheet, 1 Self-tacking jib sheet
- 6 Clutches
- Halyard covers
- 2 Flag halyards

#### WINCHES

- 1 Self tailing winch (H46.2 STA) at each helm station
- 1 Aluminium Speed Grip winch handle
- 2 Winch handle holders

#### SAILS

- Dacron furling mainsail with Natural UV protection
- Dacron self-tacking jib with Natural UV protection

#### MOORING LINES - MOORING

- Self-draining chain locker - Clench bolt - Hatch cover
- Single roller stainless steel bow fitting with offset roller
- 12 V - 1 500 W vertical electrical windlass - Remote control
- 6 Aluminium mooring cleats, Length: 400mm /  $15\frac{3}{4}$ " - Stainless steel chafing plate

#### SAIL LOCKER

- Access through deck hatch T70, Passage width: 62 cm / 2'
- Stainless steel ladder
- Shelving unit
- Lighting
- 1 230V socket

#### SAFETY ON DECK

- 1 Open stainless steel pulpit
- 2 Stainless steel pushpits
- 2 Stainless steel handrails on coachroof
- 1 Lifebuoy support bracket
- Welded ring on pushpit for flag
- Double guard lines and stainless steel stanchions, 650mm / 2'2"
- Emergency ladder on pushpit

#### COCKPIT

- Self-draining cockpit
- 2 Watertight lockers under the cockpit benches
- 1 Locker in cockpit bottom
- 1 Gas compartment under port helmsman seat
- Natural solid wood slatted cockpit benches
- Solid wood slatted helm seats with starboard storage locker
- Foldaway helmsman foot chock
- 2 Steering wheel consoles: Stainless steel steering wheels (900mm diameter / 2'11") - Anthracite leather covering - Steering gear at the helm station - Steering line transmission system - Stainless steel handrail
- 2 Deck access for emergency tiller
- 1 Emergency tiller
- 1 Steering compass on the cockpit table
- Engine throttle and control panel on starboard
- Cockpit table, stainless steel frame, 2 leaves with teak veneer, lighting, 4 cup holders, stainless steel handrail, life raft stowage
- 1 Cockpit shower with mixer tap
- 2 Hinged PMMA companionway doors - Sliding hatch made of PMMA

#### SWIM PLATFORM / STERN DECK

- Fully opening transom, convertible to bathing platform (2,65m x 0,80m / 8'8" x 2'7")
- Intermediate cockpit access step
- Electrically operated
- Natural solid wood decking on swim platform
- 1 Stainless steel, removable bathing ladder with dedicated stowage in the cockpit

## INTERIOR

- Alpi walnut woodwork
- Rovere Aleve type laminated floorboards
- Fabric upholstery
- Padded lining in saloon (Beige)
- Mattresses in the cabins, HR35kg/m3 foam

### Standard version: 3 cabins 2 heads version



### COMPANIONWAY

Headroom: 2,03m / 6'8"

- Wooden saloon companionway with moulded wood suspended steps with non-slip surface
- 2 Stainless steel handrails covered with anthracite leather

### SALOON - STARBOARD

Headroom: 2,03m / 6'8"

- U shaped saloon bench - double density foam
- 1 Flexible and swivelling reading light
- Saloon table - Varnished wooden top
- Storage under bench seats
- Bottle rack behind the bench against the forward bulkhead
- 2 Panoramic coachroof windows with curtains
- 2 Hull portholes
- 1 Opening portlight with curtains in the coachroof side window
- 2 Opening deck hatches with mosquito screen/blinds

### CHART TABLE - PORT

Headroom: 1,97m / 6'6"

- Table with storage- moulded wood fiddle - Laminated covering
- Seat with backrest, lounge function
- Electrical panel for access to electrical connections
- 1 Flexible and swivelling reading light
- 2 USB sockets
- Bookshelf against forward bulkhead
- 1 Hull porthole

### GALLEY - PORT

Headroom: 1,94m / 6'4"

- U-shaped galley
- Work top in Clay compact with Corian fiddles
- 1 rectangular stainless steel sink - 1 Mixer tap with hot/cold water under pressure
- 1 Gas cooker 2 burners - Stainless steel oven on gimbal - Stainless steel protection handrail
- 1 85 litre ice box, top opening (without refrigeration unit)
- 1 130 litre refrigerator (12V), front opening
- Fitted lockers and closed shelving
- Bin with access on the work top
- 1 Lower unit: 3 Drawers
- 1 Opening portlight with curtains in the coachroof side window
- 1 Hull porthole

### PANTRY - PORT

Headroom: 1,98m / 6'6"

- Access via galley
- Large storage area (1 Hanging locker, Cupboards)
- Place for washing machine (optional) instead of high unit
- Place for wine cellar or negative cold conservator, 1 drawer (optional) instead of the low cupboard
- 1 Opening portlight with curtains in the coachroof side window

## OWNER'S CABIN

Headroom: 1,95m / 6'5"

- Central double bed Island bed type, mounted on gas struts (2,05m x 1,60m x 1,23m / 6'9" x 5'3" x 4')
- 2 Hanger closets, Open storage compartment along the hull, 6 Upper lockers, 1 Storage space under bed (Drawer under the bed + Central stowage under bed)
- 1 Seat on both sides of the bed
- 2 Bedside tables
- 2 Reading lights
- 2 USB sockets
- 1 Low shoe storage unit, 1 Mirror on bulkhead
- 2 Flush deck hatches with mosquito screen/blind
- 2 Hull portholes with sliding blind

### 2 PRIVATE HEADS:

Headroom: 1,85m / 6'1"

to port:

- Manual toilet
- 1 80 L / 21 US Gal rigid holding tank
- White polyester basin built into the Corian Clay work top, Mixer tap
- 1 Cabinet - Mirror
- Toilet accessories
- 1 Deck hatch with mosquito screen/blind

To starboard:

- Shower with wooden seat, white polyester shower base
- 2 storage closets
- 1 Deck hatch with mosquito screen/blind

### PORT AFT CABIN

Headroom: 1,97m / 6'6"

- 1 Double bed (2,10m x 1,60m / 6'11" x 5'3")
- 2 Hanger closets - 1 Cupboard - Closed shelving
- 1 Bed access sideboard
- 2 flexible and multi-directional reading lights at bedhead
- 1 USB socket
- 1 Hull porthole with sliding blind
- 1 Cockpit opening window with curtain under cockpit seats
- 1 Fixed cockpit window with curtain on the coaming

### STARBOARD AFT CABIN

Headroom: 1,97m / 6'6"

- 1 Double bed (2,10m x 1,60m / 6'11" x 5'3")
- 1 Hanging locker - 1 Cupboard - Closed shelving
- 1 Bed access sideboard
- 2 flexible and multi-directional reading lights at bedhead
- 1 USB socket
- Access door to aft head
- 1 Hull porthole with sliding blind
- 1 Cockpit opening window with curtain under cockpit seats
- 1 Fixed cockpit window with curtain on the coaming

### AFT HEAD - STARBOARD

Headroom: 1,83m / 6'

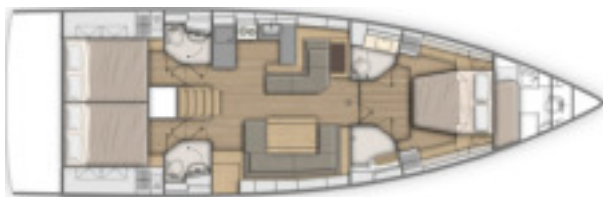
- Access from the saloon or the starboard aft cabin
- Separate shower - 1 Mixer tap - White polyester shower base
- Corian Clay work top with self-draining storage
- 1 Manual toilet
- 1 80 L / 21 US Gal rigid holding tank
- Washbasin - 1 Mixer tap
- 1 Cabinet + Storage space under the basin
- 2 Mirrors
- Toilet accessories
- 1 Opening portlight with curtains in the coachroof side window

### PANTRY - STARBOARD

at base of companionway

- standard : 1 Hanging locker, Cupboard
- Place for washing machine (optional) instead of high unit
- Place for wine cellar or negative cold conservator, 1 drawer (optional) instead of the low cupboard

## 3 cabins 3 heads version



The pantry goes to the starboard side and is replaced by a head. The aft cabins are symmetrical.

The port and starboard aft heads are symmetrical:

- Access from the saloon or the aft cabin
- 1 Shower area accessible by swivelling the washbasin
- 1 Manual toilet
- 1 80 L / 21 US Gal rigid holding tank
- 2 Mirrors
- Toilet accessories
- 1 Opening portlight with curtains in the coachroof side window

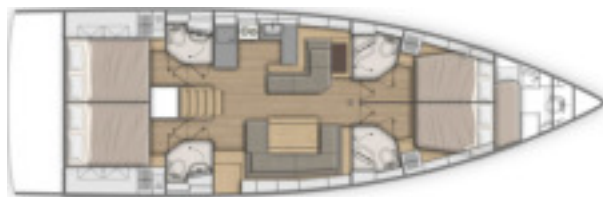
## 4 cabins 2 heads version



The starboard head of the standard version is replaced by a cabin with bunk beds.

- Headroom: 1,83m / 6'
- 2 Bunk beds: Top bunk (1,95m x 0,79m - 0,54m / 6'5" x 2'7" - 1'9") - Bottom bunk (1,93m x 0,60m - 0,43m / 6'4" x 2' - 1'5")
- Storage
- 1 Opening porthole with curtain

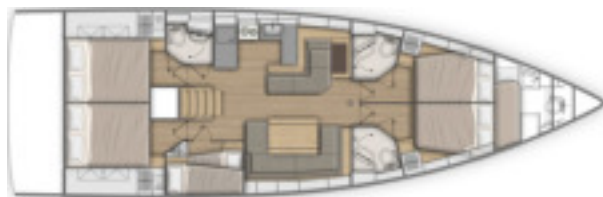
## 4 cabins 4 heads version



The saloon is unchanged. The cabins and heads are identical to version 3 cabins, 3 heads.

Forward: 2 cabins each with their private head.

## 5 cabins 3 heads version



The starboard head of the standard version is replaced by a cabin with bunk beds:

- Headroom: 1,83m / 6'
- 2 Bunk beds: Top bunk (1,95m x 0,79m - 0,54m / 6'5" x 2'7" - 1'9") - Bottom bunk (1,93m x 0,60m - 0,43m / 6'4" x 2' - 1'5")
- Storage
- 1 Opening porthole with curtain

## 2 SYMMETRICAL FORWARD CABINS

Headroom: 1,93m / 6'4"

- 1 Double bed (2m x 1,36m x 1,16m / 6'7" x 4'6" x 3'10")
- 1 Hanging locker - 2 Closed high shelves, 1 Open shelving
- 1 Drawer under the bed
- 2 Swivelling reading lights
- 1 Deck hatch with mosquito screen/blind
- 1 Hull porthole with sliding blind
- 1 USB socket
- Access door to the head



## ENGINE

---

- Engine Yanmar Diesel:
  - 80 HP/80 HP, Sail Drive, Common Rail (standard)
  - 80 HP/80 HP, Common Rail, Dock & Go (Option)
  - 110 HP/110 HP, Propeller shaft, Common Rail (Option)
- Engine throttle and control panel on starboard
- Engine compartment: Soundproofing foam - Ventilation: 3 air intakes and 1 forced air outlets
- 1 Alternator 12 V / 125 Ah
- 1 Rotomoulded diesel tank 200 L / *53 US Gal* (under starboard aft berth) - Electronic gauge - Low level alarm - 1 Deck filler
- Filters: Seawater - Diesel - Water separator
- Fixed three blades propeller
- 1 Engine access through companionway (opening with 2 gas struts) - 2 Engine access through aft cabins

## ELECTRICITY

---

- 12V circuit
- 2 service batteries (140 Ah) - 1 Engine battery (120 Ah)
- 1 Power distributor
- 12 V Electrical panel (Fuses - Voltmeter - Water gauge - Fuel gauge - Battery warning - Fuel warning - Water warning)
- 6 230V Sockets
- 6 USB sockets
- 1 Shore power socket (230V)
- LED lighting: Overhead lights - Reading lights - Reading light, flexible and multi-directional
- LED navigation lights: 1 Masthead light - 1 Steaming light - 1 Anchor light on masthead
- Wire runs for option cables

## PLUMBING

---

- 1 Rotomoulded freshwater tank 400 L / *106 US Gal*, under berth in forward cabin - 1 Deck filler
- Pressurised electric water pump - Expansion tank - Inline filter
- 40 L / *11 US Gal* Electric water heater (engine use)
- 1 Rigid 80 L / *21 US Gal* black water holding tank for each WC
- Electrical shower drain pumps
- 1 Electric bilge pump
- 1 Manual bilge pump
- 1 Electric pump for the ice box drain

## GAS

---

- 1 Box for 2 gas bottles in the cockpit (Diameter: 0,28m/ 11" x Height: 0,44m/ 1'5")
- Regulator and safety tap
- Gas leak detector

## TRIM LEVEL & PACKS

### COMFORT TRIM LEVEL

---

- Cockpit bench extensions + 2 halyard bags below
- HiFi: Fusion + Interior loudspeakers & Waterproof exterior speakers
- Galley: Stainless steel cooker 2 burner oven/grill on gimbal
- Galley: Refrigeration system, 12 V, in top-opening icebox (for storage below 0°C)
- Galley: Compact sink cover Clay with cutting board
- Upholstery padding (Cabins): Beige
- Mosquito screens on portholes
- 3 Additional 140 ampères service batteries
- 1 Additional 60 ampères battery charger
- AGM Batteries in lieu of standard
- Saloon & Galley: LED indirect lighting
- Battery charge display (Navicolor screen)
- Yacht Case - Tableware

### ELECTRONICS PACKS: B&G

---

#### COASTAL PACK

- Starboard steering console: 1 Multifunction touchscreen Zeus<sup>3</sup> 7" wide wireless (GPS, Chart plotter, Chart reader - Navionics Silver cartography included)
- Port and starboard helm stations: 1 Triton<sup>2</sup> display
- Wind Sensor (Windvane, Anemometer)
- Sensor (Log, Speedometer, Temperature)
- NAC3 autopilot + Control at steering station
- Fixed V90S VHF, AIS receiver function
- Windex Windvane
- Protective cover (Cadet Grey):
  - To starboard: Steering wheel & console
  - to port: Steering wheel

#### OFFSHORE PACK

- Port steering console:
  - 1 Multifunction touchscreen Zeus<sup>3</sup> 7" wide wireless (GPS, Chart plotter, Chart reader - Navionics Silver cartography included)
  - 1 Triton<sup>2</sup> display
- WR10 Wireless autopilot remote control
- PC interface
- Protective cover (Cadet Grey): Steering wheel & console

#### COASTAL + OFFSHORE PACK - LARGE CONSOLES (requires the bow thruster)

- XXL consoles to port and starboard
- 1 Multifunction touchscreen Zeus<sup>3</sup> 9", on each console
- 1 Triton<sup>2</sup> display, on the port console
- 2 Displays Triton<sup>2</sup>, on deck (1 to port, 1 To starboard)
- Electric engine controls, on the starboard console
- Wind Sensor (Windvane, Anemometer)
- Sensor (Log, Speedometer, Temperature)
- NAC3 autopilot + Control, on the port console
- WR10 Wireless autopilot remote control
- Fixed V90S VHF, AIS receiver function
- PC interface
- Protective cover (Cadet Grey): Steering wheel & console
- Windlass control with chain counter, on the starboard console
- Bow thruster control, on the starboard console

#### FASTNET PACK

- 3 Mast foot repeaters
- AIS500
- VHF H50 wireless handset

## PERFORMANCE PACK

- Optional sails (Black Technora membrane, grey)

### FIRST LINE ALU PACK

- Performance Classical aluminium mast, tapered, (Z Diffusion), 3 Aft swept spreaders (+ 1,50m / 4'11"). Track + Main sail ball traveller
- Dyform Standing rigging
- Textile hydraulic backstay
- Flatdeck genoa furler
- Performance running rigging, Dyneema (Mainsail, Genoa, Code 0, Asymmetric spinnaker, Halyards)
- German system (Two-way mainsheet at the helm station)
- Black Magic Harken blocks (in lieu of standard)
- Genoa sheet tracks on side decks
- Harken Performa winches upgrade (2 Electric H50.2 STPEH rigging winches - 2 Manual H60.2 STP genoa sheet winches) to replace the winches included in the standard
- White composite steering wheels
- Polyester bowsprit with integrated anchoring gear and bobstay (for Code 0 and asymmetric spinnaker)
- First Line hull decoration (red)

### FIRST LINE CARBON PACK

- Performance classical carbon mast, tapered (Axxon), 3 Black anodised aluminium aft swept spreaders (+ 1,50m / 4'11"). Track + Main sail ball traveller
- Black anodised aluminium boom
- Dyform Standing rigging
- Textile hydraulic backstay
- Flatdeck genoa furler
- Performance running rigging (Dyneema)
- German system (Two-way mainsheet at the helm station)
- Black Magic Harken blocks (in lieu of standard)
- Genoa sheet tracks on side decks
- Harken Performa winches upgrade (2 Electric H50.2 STPEH rigging winches - 2 Manual H60.2 STP genoa sheet winches) to replace the winches included in the standard
- Black composite steering wheels
- Polyester bowsprit with integrated anchoring gear and bobstay (for Code 0 and asymmetric spinnaker)
- First Line hull decoration (red)

## RIGGING PACKS (Incompatible with First Line Pack)

	DOWNWIND PACK	UPWIND PACK	DOWNWIND + UPWIND PACK
• 2 Genoa winches (H 60.2 STA) + 1 Winch handle	■	■	■
• Polyester bowsprit with integrated anchoring gear and bobstay (for Code 0 and asymmetric spinnaker)	■		■
• Asymmetrical spinnaker rigging / Code 0 rigging	■		■
• German system (Two-way mainsheet at the helm station) + 3 Additional starboard blockers	■	■	■
• Genoa sheet track in catwalks + Complete genoa rigging (Genoa sheets, Return pulleys)		■	■
• Furling Dacron genoa (to replace the standard self-tacking jib)		■	■

## CLASSICAL MAST PACK

- Classical  $\frac{9}{10}$  anodised aluminium mast, 2 Spreaders
- Mainsail semi full batten (the standard self-tacking jib track remains)
- 3 Additional halyard clutches
- Lazy Jack and Lazy Bag in Natural colour

## TENDER PACK

- Retractable davits (Max. tender length: 3,10m / 10'2")
- Electric inflater / deflater
- Outboard engine bracket

## OPTIONS

### NAVIGATION ELECTRONICS: B&G

- 4G Radar
- Chart table: Zeus<sup>3</sup> 9" wide wireless Multifunction screen
- H50 wireless VHF set
- AIS 500
- Forward Scan Sensor (Forward underwater vision)
- 9" screen upgrade (with the Offshore pack)

### RIGGING - SAILS

- Grey anodised canoe boom with Natural cover for First Line Alu Pack
- Black lacquered canoe boom with Graphite cover for First Line Carbon Pack
- Hydranet mainsail (for 2 aluminium classical mast with spreaders)
- Performance mainsail and genoa: Black Technora membrane, Natural colour UV protection band, Lazy bag & Lazy Jack Natural, Full batten mainsail (implies pack First Line)
- Hydranet furling genoa 105%, tri-radial cut, Natural colour UV protection band Not available with Pack First Line (replacing the Dacron self-tacking jib, Compatible with in-mast furling and classical mast with 2 spreaders, implies rigging pack)
- Hydranet self-tacking furling jib, tri-radial cut, Natural colour UV protection band (replacing the Dacron self-tacking jib) Compatible with in-mast furling and classical mast with 2 spreaders
- Code 0 with "Top Down" furling system (Not available with Pack First Line)
- Hydraulic backstay (for classical mast 2 spreaders)
- 1 GRP mainsail arch with 2 Stand-up mainsheet blocks
- Staysail rigging (Halyard sheave with block + Releasable forestay chainplate + 1 Self-tacking staysail sheet)

### WINCHES

- 1 Port electric primary winch - H46.2 STAEH (in lieu of standard)
- 1 Starboard electric primary winch - H46.2 STAEH (Incompatible with First Line Pack)
- 2 Electric genoa winches - H60.2 STAEH (implies pack Downwind or Upwind pack - Incompatible with First Line Pack)
- 2 Electric Harken Performa genoa sheet winches - H60.2 STP (implies pack First Line)
- Winch AST (Harken)

### HULL - DECK - COCKPIT

- Blue grey or pearl grey gel-coat (with matching sticker on the halyard covers)
- Solid wood decking on cockpit sole
- Slatted solid wood side decks
- Solid wood decking on sunbeds
- "Luxe" polyester/wood cockpit table + White PVC protective cover, Stainless steel handrail, Lighting, Built-in 15 L cool box
- Gas cockpit plancha
- "Luxe" coachroof sprayhood, Windows in Strataglass, Cadet Grey (2 Versions: with and without mainsail arch)
- "Luxe" bimini, with shading canvas and LED lighting, Windows in Strataglass, Cadet Grey (2 Versions: with and without mainsail arch)
- Full cockpit enclosure Cadet Grey
- Sunshade (Roof), Cadet Grey
- Dolce 51 Cockpit cushions
- 2 Companionway sunbeds with tilting backrests and built-in cup holder
- Bow thruster
- NOMEN folding aluminium cleats (in lieu of standard)
- Aft fairleads
- 3 folding blades propeller
- White or black composite steering wheels (Incompatible with First Line Pack)
- Complete mooring kit
- Electric engine controls + Bow thruster control, on the starboard console (only with the 7" screens)
- Access openings to port and starboard
- Windlass control in cockpit with chain counter
- Outboard engine bracket (Not available with Pack Tender)
- Tilting transom remote control
- Underwater lights (x 4)
- Shore fresh water supply
- Fresh/sea water pump for deck cleaning
- 1 Additional opening porthole, in the aft cabins (in coaming)
- Large swimming ladder attached to the aft platform (in lieu of standard)

### DOCK & GO VERSION

- Engine: YANMAR - Common Rail - Diesel
- Swiveling Sail Drive base
- Joystick
- Vessel Management Unit (VMU)
- Bow thruster
- Autopilot





## INTERIOR EQUIPMENT

---

### LAYOUT VERSIONS

- 3 cabins 3 heads version
- 4 cabins 2 heads version
- 4 cabins 4 heads version
- 5 cabins 3 heads version
- Forepeak cabin (In place of the sail locker):
  - Access through T70 deck hatch, Passage width: 62 cm/2' - Stainless steel ladder
  - Headroom: 1,80m / 5'11", beneath deck hatch
  - 1 Bed (2m x 0,66m / 6'7" x 2'2") Foam mattress - PVC cover
  - 2 Storage lockers, Under the bed - Cupboard and shelves
  - Manual toilet + Rigid holding tank (50L / 13 US Gal) - Washbasin - Mirror - Shower head mixer tap - Shower tray with curtain
  - 1 LED ceiling light, 1 LED reading light

### AMBIANCE

- Alpi white oak joinery (3 gloss)
- Brown oak laminated floors (only with Alpi white oak woodwork)
- Interior upholstery, according to swatches
- Upholstery padding (Saloon and Cabins): Macadamia
- Mirrors on the forward bulkhead

### MULTIMEDIA

- TV LED 32" in the saloon
- TV LED 22" in the forward cabin
- Upgrade: BOSE speakers in saloon

### DOMESTIC APPLIANCES

- Temperate wine cellar for 23 bottles, Glass door
- Dishwasher for 6 sets
- Washer dryer (8-5kg / 18-11 lbs / 230V)
- 1 stainless steel refrigerating drawer (75L) - for storage below 0°C
- Microwave oven (20L)

### ON BOARD COMFORT EQUIPMENT

- Berth in saloon
- Extended saloon table (compatible with sleeping option in the saloon)
- Electronic safe
- Spring mattress in the cabins
- Wrinkled blinds in the saloon (2 on the fixed bridge windows, 4 for the portholes)
- Lithium batteries (4 90Ah lithium batteries to replace the 5 AGM service batteries, requires Confort trim level)
- Additional water tanks (2 x 165L / 2 x 44 US Gal), in the saloon
- Extra diesel tanks (200L / 53 US Gal), under starboard aft berth
- 9 KVA 230 V / 50 Hz Generator
- Watermaker (60 l/h / 16 US Gal/h)
- Air conditioning - 40 000 BTU (+ Shore socket extension cord 15m / 49'3")
- Forced air heating fuel
- 12/230 V, 2 kVA inverter
- Quiet flush electric toilets - Fresh water/Seawater
- Lee cloth in each aft cabin
- Sea water/fresh water foot pump (Galley)
- Ventilators (Saloon, Cabins, Heads)