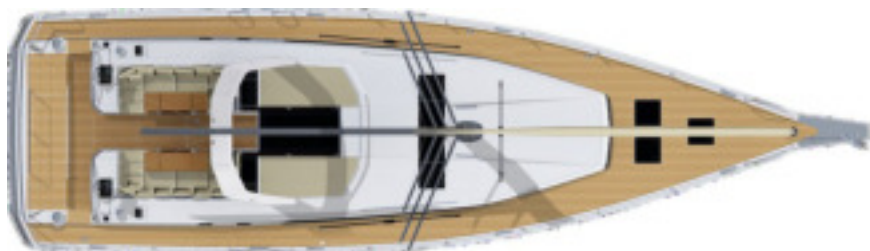



Oceanis Yacht⁶²





General specifications

• L.O.A max	19,16m	62'10"
• Hull length:	18,13m	59'6"
• L.W.L.:	17,88m	58'8"
• Beam:	5,33m	17'6"
• Deep draft:	2,98m	9'9"
• Deep ballast weight:	5 900kg	13,004 lbs
• Shallow draft:	2,38m	7'10"
• Shallow ballast weight:	6 800kg	14,987 lbs
• Air draft:	27,75m	91'1"
• Light displacement (EC):	26 108kg	57,542 lbs
• Fuel capacity:	1 000L	264 US Gal
• Fresh water capacity:	1 060L	280 US Gal
• Engine power (shaft line):	170 HP	170 HP

Standard sails dimensions

• Mainsail (Classical mast):	93m ²	1,001 sq ft
• Mainsail (Roller furling mast):	73m ²	786 sq ft
• Genoa (106%):	83m ²	893 sq ft
• Self-tacking jib:	60m ²	646 sq ft
• Asymmetric spinnaker:	300m ²	3,230 sq ft
• Code 0:	165m ²	1,776 sq ft
• Staysail:	36m ²	387 sq ft
• I	23,59m	77'5"
• J	7,21m	23'8"
• P	23m	75'6"
• E	7m	23'

Architects / Designers

- Naval Architect: Berret-Racoupeau Yacht Design
- Design: Andreani Design

EC Certification

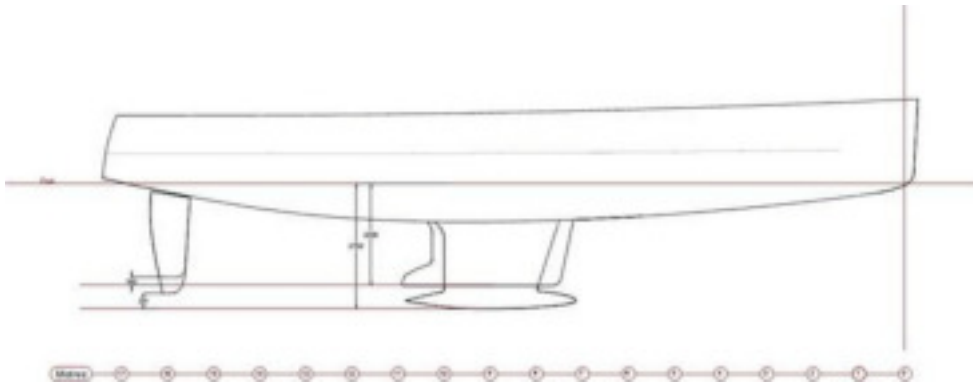
- Category A: 12 people
- Category B: 14 people
- Category C: 16 people

CONSTRUCTION

Design in accordance with European Directive requirements and according to CE certification.

Composition: Polyester resin

- Infused balsa sandwich hull
- Infused solid laminate base of hull
- Deck in balsa and fiberglass sandwich covered in "diamond point" type non-slip surface
- Screwed, glued and bolted polyester hull-to-deck joint
- Cast iron keel fixed with bolts and stainless steel backing plates
- Twin rudders hung with stainless steel stock
- White hull



DECK FITTINGS

All the sail trim of the Oceanis 62 is brought back to the helm stations

Teak with black caulking

Rigging

- Traditional $\frac{9}{10}$ ths tapered anodised aluminium mast - deck-stepped - 3 sets of swept back spreaders, steaming light
- Folding mast steps
- Anodised aluminium boom
- Stainless steel standing rigging
- Split backstay (hydraulic option)
- Rigid boom vang (hydraulic option)
- Genoa furler (electrical option) - drum on deck
- 2 Stand-up blocks for mainsail on fixed composite arch
- 2 Genoa tracks with piston adjusted traveller cars - 2 genoa sheet turning blocks
- Complete running rigging:
 - 2:1 Dyneema purchase mainsail halyard
 - Dyneema genoa halyard on tensioning rail
 - Boom topping lift
 - Mainsheet
 - 2 Genoa sheets (2 single-line reef - 1 dual-line reef)
- 9 Clutches (2 as an option for staysail halyard and spinnaker halyard)
- 2 Rope tail bags
- Preparation for downwind sail rigging (asymmetric spinnaker - Code 0)
- 2 Flag halyards

Sails

- Dacron furling genoa, double thickness with UV protection strip
- Fully-battened Dacron mainsail with logo, double thickness
- Lazy Jack and Lazy Bag in Natural colour

Winches

(accessible from each helm station)

- 2 Electric genoa sheet winches (Code 0 / Spinnaker) - self tailing 70.2 STC
- 1 Starboard manual manoeuvre winch - 46.2 STC
- 1 Port electric primary winch (H50.2 STECH)
- 2 Speedgrip winch handles
- 2 Winch handle holders

Mooring lines - Mooring

- Stainless steel bowsprit with single stem roller, Tack for asymmetrical spinnaker or Code 0
- Self-draining chain locker
- Lockable access panel to the chain locker in the sail locker
- 24 V - 2 000 W vertical electrical windlass - Remote control
- Windlass control in cockpit with chain counter
- 8 aluminium mooring cleats (400mm / 1'4")

Fore sail locker

- Access through deck hatch (T70), Passage width: 62 cm / 2'
- Stainless steel ladder
- Locker fitted with stowage designed for lines, fenders, cushions, sails, etc.
- Direct access to the anchor well, Panel: T44

Safety on deck

- 1 Stainless steel pulpit in 2 parts, open at the bow (750mm - 28mm diameter)
- 2 Stainless steel pushpits (750mm - 28mm diameter)
- 1 Lifebuoy support bracket
- 1 Ensign mount
- Triple guard wires and stainless steel stanchions (Height: 750mm) - side boarding gate on either side
- 4 Stainless steel handrails on deck:
 - 2 on the coachroof
 - 2 each side of the forward sun pad
- 4 Stainless steel handrails on fixed arch

Cockpit

- Self-draining cockpit, natural solid wood decked
- Liferaft stowage in locker in the cockpit sole
- 2 Lockers in the return of the cockpit seats, gas strut opening
- 1 Locker beside the port helm console
- 1 Gas locker beside the starboard helm console
- 2 Natural solid wood slatted cockpit benches
- 2 Helm stations:
 - Steering wheels in stainless steel, 1100 mm / 3'7" diameter
 - Leather covered
 - Steering lock
 - Cable transmission system
 - Rope tail locker
 - Cup holder
- Deck plates for tiller system - Emergency steering
- Engine throttle and control panel on starboard
- 2 Solid wood cockpit tables with fixed leg (option to convert to sunpad):
 - 2 Leaves
 - Handrails
 - Cup holders under leaves
- LED lights in cockpit, transom, and forward sun pad
- Cockpit fridge near the port helm station, 40L, top opening
- 2 Sunbed mattresses for companionway, Diamante Snow
- PMMA companionway doors & sliding companionway hatch
- 6 Waterproof speakers: 2 Fusion loudspeakers under seats near the companionway,
2 Fusion loudspeakers at the helm stations, 2 Fusion loudspeakers at the foot of mast
- Fresh/sea water pump for deck cleaning

Aft cockpit

- Large stowage locker under aft central seat (optional outside galley module) - Gas strut opening
- 2 Lifting helm seats for access to the bathing platform steps
- Shore power socket

Aft transom

- Access to the sea from electric fully opening transom with gas strut, converting to bathing platform
- 1 Steps behind each helm station
- Access to the tender garage
- Solid wood bathing platform
- 1 Built-in stainless steel bathing ladder
- 1 Hot and cold cockpit shower

Tender garage

- 1 Access hatch in the cockpit sole between the 2 helm stations for access without opening aft platform
- Tender garage: 3,49 x 1,70m / 11'5" x 5'7"
- 3 Lights
- Canvas cover to close tender compartment and textile stowage bags
- Inflator / deflater for tender

INTERIOR

Alpi walnut woodwork
 Rovere Aleve type laminated floorboards
 Neo 05 upholstery with Météor grey piping
 Ceiling, hull and bulkheads coated with Météor grey and beige fabric linings
 Direct and indirect lighting LED

Companionway

- Headroom: 2,08m / 6'10"
- Wooden companionway with 6 moulded wood steps
- Météor grey leather sheathed stainless steel companionway handrails

Port saloon

- Headroom: 2,06m / 6'9"
- L-shaped saloon bench seat with armrests
- Central settee with armrests
- Central unit with built-in bar
- Saloon table with fixed legs
- Open storage compartment along the hull - Storage space under seats and sofa
- 1 Panoramic skylight with blackout blinds / mosquito screen at the forward
- 3 Large hull portholes with blackout blinds
- 1 Fixed coachroof side window with pleated blind (manual)
- 1 Opening porthole in side window
- Météor grey mast cover, built-in bookshelf, LED strip
- 3 LED reading lights
- 11 LED ceiling lights
- 1 LED strip lights under upper lockers
- 1 230V socket

Chart table (Port)

- Opening lid - miscellaneous locker - storage - Moulded wood fiddle with Météor leather sheathed stainless steel railing
- Swivelling navigator seat
- Electrical panel with all on-board functions, back-lit
- Navigation instrument panel (optional instruments)
- 1 coachroof window
- 2 USB charging sockets
- 1 LED reading light
- 3 LED ceiling lights
- 1 230V socket
- Player Atoll + Bose interior loudspeakers + Converter 24/12 V (50 Amps)



Galley

- Headroom: 2,06m / 6'9"
- 2 Météor leather sheathed stainless steel handrails
- Oven / grill / hob with 3 burners on stainless steel Luxe mounting (retractable top and front)
- Cupboard and drawers for pans and lids
- Compartmental bins
- 1 Lower unit 1 Shelving
- Lacquered upper units
- Corian Deep Mink work top with built-in fiddles
- Large rectangular stainless steel sink, with hot/cold water mixer tap (2 covers in Corian)
- Freshwater filter
- 3 Hull portholes with blackout blinds
- 1 Fixed coachroof side window with pleated blind (manual)
- 5 LED ceiling lights
- 1 LED strip light under upper lockers
- 2 x 2 230V Sockets

Galley passageway

- 1 Stainless steel fridge:
 - Upper: 157 L front opening fridge
 - Lower: 1 80 L icebox drawer, 1 64 L fridge drawer
- 1 Bottle storage under floor
- 1 LED ceiling light

Technical locker

- Near the aft starboard cabin entrance
- Access to all the circuit breakers and electrical panel + generator room
- 3 LED ceiling lights

Starboard area at the bottom of the companionway

- 1 Oilskin locker + shelf with fiddle

Owner's cabin

- Headroom: 2,11m / 6'11"
- Central double bed (2,05 x 1,72m / 6'9" x 5'8" - bed head facing forwards) - slatted bed base - marine mattress (thickness: 120mm / 5") - Padded headboard
- Shelving unit - drawers - miscellaneous locker - 2 drawers under the bed
- Opening of the bed assisted by gas strut for technical equipment under the bed
- To starboard: wardrobe, cupboard, shoe cabinet - to port: hanging locker
- Large mirror on entrance bulkhead
- 2 Hull portholes with Roman blackout blinds
- 2 Opening deck hatches with blackout blinds / mosquito screens
- 4 Fixed coachroof windows with curtains
- Indirect lighting
- 5 LED ceiling lights
- 2 LED reading lights, 2 reading lights
- 1 LED strip lights under upper lockers
- 1 Dorade
- 1 230V socket, 4 USB sockets

A furnishing option may be added against the entrance bulkhead: Sideboard, or Desk with seat, or Sofa.

Forward owner's head compartment

- Headroom: 2,21m / 7'3"
- Private head en-suite from forward cabin
- Separate shower: moulded shower tray - hot/cold water mixer tap - shower screen
- Teak slatted seat and shower flooring
- Tecma electric toilet (Fresh water / Seawater)
- 1 Integrated basin - Work top in Corian Deep Mink - hot/cold water mixer tap
- 2 Mirrors
- Toilet accessories - towel rail - peg
- Cupboards - shelving unit
- 1 Opening deck hatch with blackout blinds / mosquito screen
- 1 Fixed translucent coachroof window
- 1 Hull port with blackout blind
- 3 LED ceiling lights
- 1 LED strip light under mirrors
- 1 230V socket
- 1 Dorade



Port aft cabin

- Headroom: 1,91m / 6'3"
- 1 Double bed (2,04 x 1,40m / 6'8" x 4'7") - slatted bed base - marine mattress (thickness: 120mm / 5") - Padded headboard
- Hanging locker - Shelving unit - Drawer under the bed
- 1 Opening porthole into cockpit with blackout curtain
- 1 Opening porthole to coachroof with blackout blind
- 3 Hull portholes, 1 with a blackout curtain
- Light tunnel with 2 fixed windows, stowage compartment, technical access hatch and blackout blind
- 3 LED ceiling lights
- 2 LED reading lights
- 1 LED strip light in ceiling
- 1 230V socket, 2 USB sockets

Aft port head compartment

- Headroom: 2,15m / 7'1"
- Private heads en-suite from the port side cabin + access through saloon
- Separate shower: moulded shower tray - hot/cold water mixer tap - shower screen
- Teak slatted seat and shower flooring
- Tecma electric toilet (Fresh water / Seawater)
- 1 Washbasin - Work top in Corian Deep Mink - Hot/cold water mixer tap
- 2 Mirrors
- Toilet accessories - towel rail - peg
- Cupboards - shelving unit
- 1 Opening coachroof port with blackout blind
- 1 Hull port with blind
- 3 LED ceiling lights
- 1 LED strip light under mirrors
- 1 230V socket

Starboard aft cabin

- Headroom: 1,91m / 6'3"
- 1 Double bed (2,04 x 1,40m / 6'8" x 4'7") - slatted bed base - marine mattress (thickness: 120mm / 5") - Padded headboard
- Hanging locker - shelving unit - drawer under the bed
- 1 Opening porthole into cockpit with blackout curtain
- 1 Opening porthole to coachroof with blackout blind
- 3 Hull portholes, 1 with a blackout curtain
- Light tunnel with 1 fixed windows, stowage compartment, technical access hatch and blackout blind
- 3 LED ceiling lights
- 2 LED reading lights
- 1 LED strip light in ceiling
- 1 230V socket, 2 USB sockets

Aft starboard head compartment

- Headroom: 2,15m / 7'1"
- Private head compartment accessible from starboard aft cabin
- Separate shower: moulded shower tray - hot/cold water mixer tap - shower screen
- Teak slatted seat and shower flooring
- Tecma electric toilet (Fresh water / Seawater)
- 1 Rigid holding tank (80L / 21 US Gal)
- 1 Washbasin - Work top in Corian Deep Mink - Hot/cold water mixer tap
- 2 Mirrors
- Toilet accessories - towel rail - peg
- Cupboards - shelving unit
- 1 Opening coachroof port
- 1 Hull port with blind
- 3 LED ceiling lights
- 1 LED strip light under mirrors
- 1 230V socket

Side cabin: Bunk beds

- Headroom: 2,15m / 7'1"
- Bunk beds - marine mattress
- Shelving unit
- Full height hanging locker
- Storage under the floor
- 1 Opening coachroof port with blackout blind
- 1 Hull port with blind
- 3 LED ceiling lights
- 2 LED reading lights
- 1 230V socket



ELECTRICITY

- 12V circuit
- 24V circuit
- 230V circuit
- Ducts with mouse lines for threading cables of electrics or navigation electronics optional extras
- 1 230 V electrical panel: breaker - voltmeter
- 1 24 V electrical panel: breaker - voltmeter - water gauge - fuel gauge - 24 v charging current and consumption current measurement
- Compartment for fitting electrical controls in starboard technical area
- **Ship Control technology** control numerous functions from the navigation screens (or from a tablet or smartphone using a dedicated app):
 - Anchoring and masthead navigation lights
 - Lighting of boom, spreaders (optional), underwater spotlights (optional)
 - Courtesy light in cockpit
 - Direct lighting
 - Deck searchlight
 - Inverter
 - Fridge
 - Water unit
 - Bilge pumps
 - Air conditioning (Option)
 - Generator (Option)
 - Audio
 - Monitoring of tanks
 - Battery monitoring

12V circuit (engine use)

- Standard equipment:
- 1 Engine battery (12V - 140 Amps)
- Battery switches (from the port side aft cabin)
- 1 Battery charger (12V - 25 Amps) in starboard technical area

24V circuit

- Standard equipment: electric windlass - pumps - navigation lights - lighting - refrigeration units
- 1 Service 24V battery set - 560 Amps (AGM): 12 V - 8 x 140 Amperes batteries
- Battery switches (from the port side aft cabin)
- Power distributor (24V) in starboard technical area
- 2 Battery chargers (24V - 60 Amps) in starboard technical area

230V circuit

- Standard equipment: 230V Sockets - water heater
- 230V Sockets:
 - Forward cabin x 1, Forward head x 1, Port saloon x 1, Galley x 4, Chart table x 1, Port aft cabin x 1, Aft port head compartment x 1, Starboard aft cabin x 1, Aft starboard head compartment x 1

Lights

- Dimmer switch
- LED interior lights: overhead lights, reading lights
- LED courtesy lights: under the companionway steps, in the hanging lockers
- Outside lighting:
 - LED: courtesy light in cockpit
 - Standard bulb: deck floodlight at mid mast
 - LED navigation lights - control from the chart table
 - 1 LED all horizon mast head light
 - 1 LED mid-mast automatic top light
 - 1 LED stern light on aft starboard pulpit

ENGINE

- Yanmar engine: 170 HP, 6 cylinders, propeller shaft
- Engine electrical control and switchboard at the starboard helm (dual controls on port side option)
- Bow thruster
- Engine compartment: foam soundproofing: 40mm - ventilation: 4 air intakes & 2 air extractors
- 1 Alternator (12V - 150 Amps)
- 1 Alternator (24V - 90 Amps)
- 3 Fuel tanks (2 x 230L + 1 x 540L / 2 x 61 US Gal + 1 x 143 US Gal) - Electronic gauge - 3 Deck fillers - Tank selection with "1/4 turn" by-pass valves
- Filters: Seawater - Diesel - Water separator
- 3 folding blades propeller
- Access to the engine compartment: Companionway (gas strut opening) & starboard machinery compartment

PLUMBING

- 4 rotomoulded freshwater tanks (1 x 400L + 3 x 200L / 1 x 106 US Gal + 3 x 53 US Gal) - 4 Deck fillers - Tank selection with "1/4 turn" by-pass valves
- Pressurised electric water pump - expansion tank - inline filter
- 60 L Electric water heater (16 US Gal)
- 1 Rigid 80 L / 21 US Gal black water holding tank for each WC
- Automatic electric shower drain pumps - time delay
- 2 Electric bilge pumps - 1 manual bilge pump

GAS

- Gas bottle locker in cockpit
- Regulator and safety tap
- Gas leak detector

ELECTRONICS PACKS: B&G

Coastal Pack

- Port and starboard helm stations:
 - 1 GRP pod for navigation instruments on stainless steel stand, 2 Built-in stainless steel handrails
 - 1 Zeus³ 12" wide wireless Multifunction screen (GPS, Chart plotter, Chart reader - Navionics Silver cartography included)
 - 1 Graphic H5000 display
- H5000 unit (Vessel Management Unit, Log, Speedometer, Temperature, Windvane, Anemometer)
- PC interface

Pilot pack

- H5000 auto pilot with control at the 2 steering positions
- WR 10 Wireless autopilot remote control

BLUE WATER PACK (Incompatible with option Self-tacking jib)

- B&G Electronic
 - Coastal Pack
 - Offshore Pack
 - Pilot pack
 - 4G Radar
 - Chart table: Fixed RS90 VHF, AIS receiver + 2 H50 handsets
 - AIS 500 transceiver
 - Forward Scan Sensor (Forward underwater vision)
- Asymmetrical spinnaker rigging + Code 0 rigging
- Electric genoa furling system
- Genoa sheet track leads adjustable from the cockpit
- Starboard electric coachroof winch (H50.2 STCEH), replacing the manual winch
- Complete mooring kit (Delta 40 kg stainless steel anchor, 100m chains, 10 Fenders)
- Telescopic hydraulic gangway
- Diamante Snow outside upholstery (Cockpit bench seats, forward sun deck and aft sunbath)
- 17,5 kVA Generator - with automatic switch off
- Microwave oven
- Chilled water air conditioning especially for high temperatures (48 000 BTU)
- Yacht Case - Tableware

Offshore Pack

- Chart table: 1 16" Multifunction screen (GPS, Chart plotter, Chart reader - Navionics Silver cartography included)
- B&G ZC2-series remote keyboard
- Black Box

EXTERIOR OPTIONS & NAVIGATION ELECTRONICS

Rigging

- Anodised furling mast with Hydranet Mainsail and Genoa**
- Black or white lacquered mast with in-mast furling, with Hydranet mainsail and genoa**
- Classic white or black lacquered mast with canoe boom and hydraulic boom vang
- Carbon mast
- In-boom furling
- Hydraulic boom vang for standard classic aluminium mast
- Electric genoa furling system
- Asymmetrical spinnaker rigging + Code 0 rigging
- Self-tacking jib hardware
- Self-tacking staysail rigging
- Hydraulic backstay*
- Genoa sheet track leads adjustable from the cockpit
- LED spreader lighting on all levels, matching the mast finishing
- Flag halyards

* *Except on mast with in-mast furling*

** *no hydraulic boom vang or canoe boom with self-furling masts*

Sails

- Hydranet tri-radial cut mainsail and genoa, for classical mast (in lieu of standard)
- Laminated Mylar/Taffetas code 0 with furling drum
- Hydranet self-tacking jib (replacing genoa). Compatible with traditional mast and mast with in-mast furling
- Hydranet self-tacking staysail with manual furling + fixed forestay
- Hydranet self-tacking staysail with electric furling + fixed forestay

Winches

- 1 Starboard electric coachroof winch (H50.2 STCEH), replacing the manual winch
- 1 Rewind manoeuvring electric winch on port side (H46.2 STCEH)

Hull - Deck

- Short ballast
- Pearl grey or grey blue hull
- Metallic hull paint
- Black sticker on mainsail arch
- Sunshade (Roof), Charcoal Grey
- Slatted solid wood on coachroof
- Slatted solid wood side decks
- Stern thruster
- Retractable aluminium cleats replacing the standard ones
- Side access ladders
- Rope cutter
- Underwater lights (x 4)
- Telescopic hydraulic gangway + 2 Remote controls
- Complete mooring kit (Delta 40 kg stainless steel anchor, 100m chains, 10 fenders)

Tender garage

- Dinghy ramp (rollers in the garage door + electric winch in the tender garage + control)
- Williams Tender (2,85m / 9'4")

Cockpit

- Cockpit galley: Electric plancha + Sink + 1 Secret (pop-up) LED lighting
- Black or white composite steering wheels
- Carbon steering wheels
- Hard top, canvas opening roof, integrated lights
- Rigid windscreen
- Sprayhood for rigid windscreen + grey Sunworker curtain
- Luxe Coachroof sprayhood, Charcoal Piqué
- Grey PVC wheel covers
- Luxe bimini, Charcoal Piqué (with shade sides)
- Complete Luxe bimini closing (sides and aft closing), Charcoal Piqué
- Cockpit cove (wintering awning)
- Grey PVC cockpit table cover
- Cockpit upholstery + Diamante Snow aft sun mattress
- Diamante Snow forward sun mattress
- Thruster controls at the helm station: bow or stern to starboard, or bow and stern at 2 helm stations
- 2nd engine control at the port helm station
- Electric legs for cockpit tables + table cover
- Cockpit tables with extension leaf + covers (grey PVC) + electric pedestal
- Sunbed for cockpit table on electric feet
- Shore fresh water supply

Navigation electronics: B&G

- 4G Radar
- Chart table: Fixed RS90 VHF, AIS receiver + 2 H50 handsets
- 2 H5000 mast repeaters
- AIS 500 transceiver
- Forward Scan Sensor (Forward underwater vision)

INTERIOR OPTIONS

Layout versions

- Owner's cabin:
 - 2 furnishing variations: sideboard or sofa
- Starboard side cabin:
 - 2 bunk beds (instead of heads)
- Forepeak cabin (in place of the sail locker), 1 Single bed:
 - Access through T70 deck hatch (with mosquito screen/blind)
 - Headroom: 1,92m / 6'4"
 - Stainless steel ladder, solid wood steps
 - 1 Bed (1,96 x 0,72m - 0,43m / 6'5" x 2'4" - 1'5") - foam mattress - PVC cover
 - Storage locker - Cupboard
 - Manual toilet + 50 L / 13 US Gal rigid holding tank - washbasin - shower head mixer tap (hot/cold water) - shower tray
 - 1 230V socket, 2 LED ceiling lights, 2 LED reading lights
- Forepeak cabin, 2 Bunk beds

Ambiance

- Interior woodwork: Brushed Alpi oak - Brown oak laminated floors
- Interior upholstery:
 - Macadamia (+ grey Météor piping)
 - Accent Grey Taupe (+ grey Météor piping)
 - Leather
 - Ultraleather
- Luxe doors with leather lining
- Luxe folding saloon table with electric legs
- Pure Ebony or Soft Natural carpet

Multimedia

- LED 32" TV on lifting system in the saloon
- LED 32" TV fixed in master cabin - Atoll stereo (Bluetooth, USB), External HDMI socket

Domestic appliances

- All-electric galley
- Microwave oven
- Dishwasher - 6 people
- Washer dryer
- Ice maker
- Temperate wine cellar for 23 bottles, glass door
- Galley: electric pump (seawater)

On board comfort equipment

- Central vacuum system
- Electronic safe (Forward cabin)
- Inverter (2 000 VA)
- 17,5 kVA Generator - with automatic switch off
- 7,5 kVA Generator (Incompatible with air conditioning)
- Watermaker (100 l/h / 26 US Gal/hour)
- Heating (water system)
- Chilled water air conditioning especially for high temperatures (48000 BTU)
- Chilled water air conditioning for temperate climates
- Heating extension to forepeak cabin
- Air conditioning extension to forepeak cabin